

Cleaning and maintenance for your

SPLISH & SPLASH aquarium

Complete clean every eight weeks
Filter cartridge change every 8 weeks
50% water change every 2 weeks


Cleaning and maintenance of Splish & Splash's home is necessary to ensure their health and survival.

On the right are cleaning and maintenance instructions on how to carry out the regular maintenance required.

What you will need



1 clean jug




1 clean bucket




1 pot plant



Water Conditioner



Fish Net




Fish nets and replacement filter cartridges are available from your local Splish & Splash Retailer. Ask your retailer for cartridge 54C (Small & Medium) or 55C (large)

54C

55C

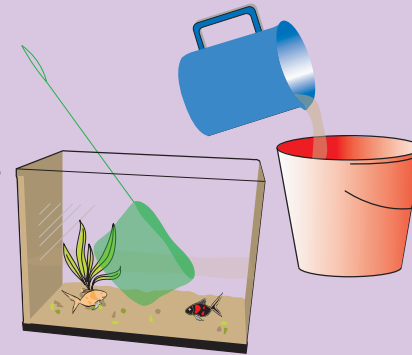
1 Complete Clean every 8 weeks

Disconnect and remove the Hang-On Filter. Put somewhere safe and dry. Also remove the tank background.



2

Remove the aquarium lid. Using the jug empty half of the aquarium water into the clean bucket. Using the fish net carefully place Splish & Splash into the bucket. Empty the remaining tank water onto the pot-plant or into the garden.




3

Rinse the aquarium, gravel and plant using tap water only, as per step 2 of 'Setting up your Splish & Splash Aquarium'

1

4 Fill with clean tap water and add Water Conditioner according to instructions on bottle.

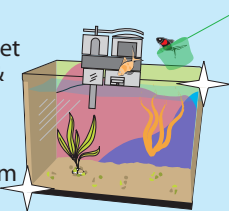


5

Replace the filter cartridge by following the instructions in the Hang On Filter box. Reattach the Hang-On Filter, plug in and switch on. Reattach Tank Background.

6

Carefully using the net place Splish & Splash into the aquarium. Discard dirty tank water. Replace the Aquarium




Now Splish & Splash have a clean and healthy home!

1


50% Water Change every 2 weeks

Disconnect and remove the Hang-On Filter. Remove lid from Aquarium. Using the jug remove 50% of the water from the aquarium into the bucket and discard onto plant.



2

Add water conditioner to the aquarium according to instructions on the bottle. Using the jug refill the aquarium with clean tap water. Replace aquarium lid and Hang-On Filter.



Feeding Splish & Splash

Splish & Splash can be fed up to 3 times daily. Method; a pinch or as much as Splish & Splash can consume in 3 minutes. If Splish & Splash are not hungry do not continue to feed.

